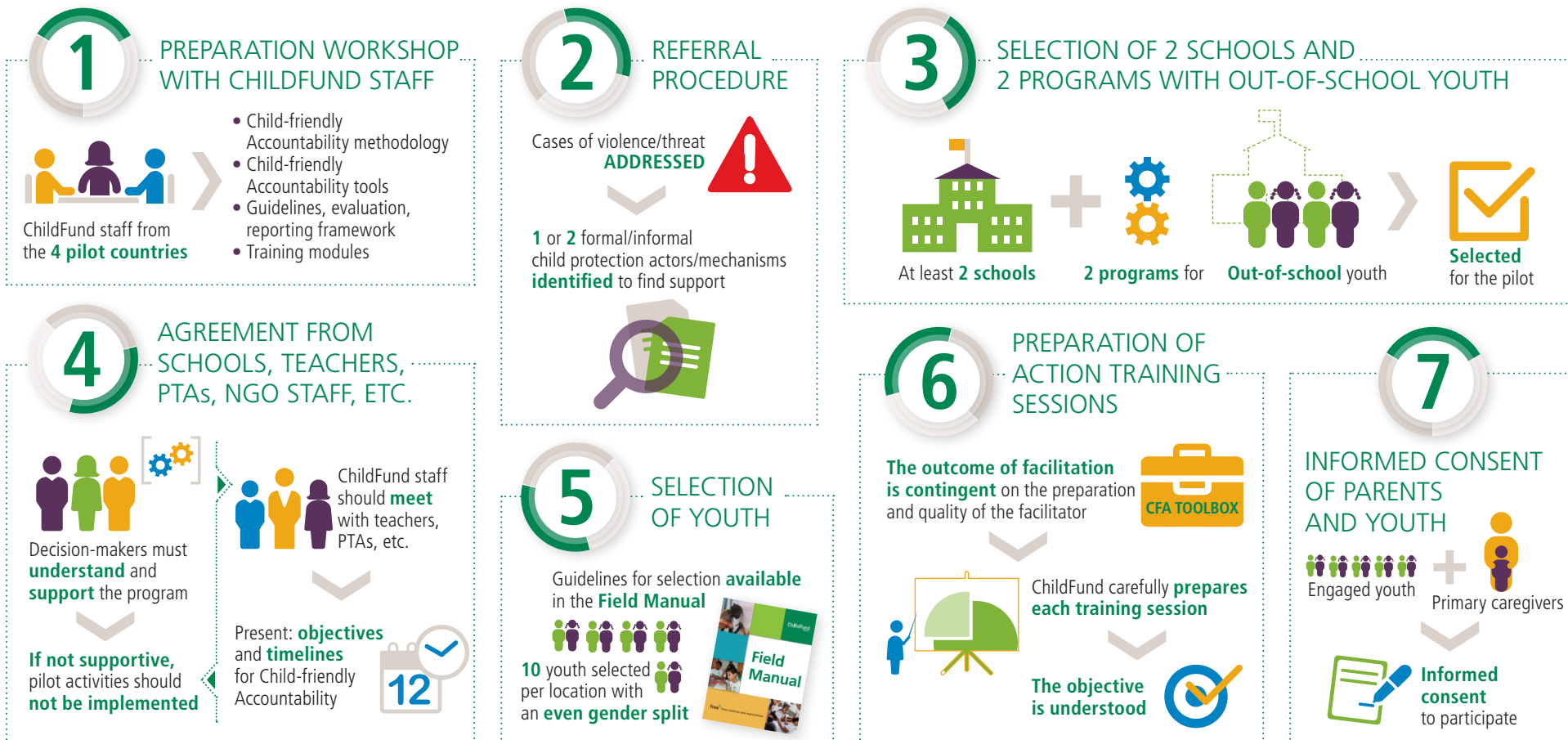


Piloting Child-friendly Accountability



PREPARATORY ACTIVITIES

It is strongly recommended that the following actions be taken before the pilot begins:



Piloting Child-friendly Accountability

DESCRIPTION OF ACTIVITIES

The following description of activities, to be completed during the pilot, follows the structure of the Child-friendly Accountability methodology. The activities are grouped into three pillars: Assessment, Analysis and Action.



PILLAR 1 ASSESSMENT

Activity 1.1: Introduction workshop and child protection training

2 workshops per site:



Activity 1.2: Identification of child protection policies

Engaged youth **identify** child protection policies in their school/program setting (formal and informal)

Activity 1.3: Sharing findings



Engaged youth **produce and share** child-friendly versions of the protection policies and analysis with peers, parents, teachers, etc.

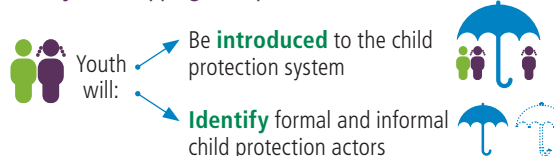
Focus on **their school or program**

Guidance for facilitating all activities available in the Toolbox

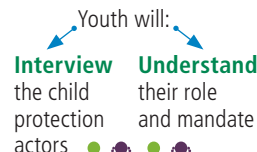


PILLAR 2 ANALYSIS

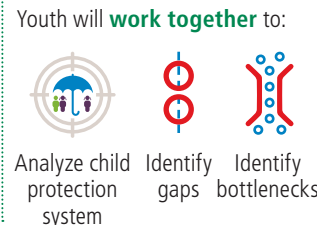
Activity 2.1: Mapping child protection actors



Activity 2.2: Interviewing child protection actors



Activity 2.3: Analyzing and reporting on gaps and bottlenecks



Activity 2.4: Sharing findings

Engaged youth will **share their mapping of child protection systems** and their **analysis** with peers, as well as parents, teachers, etc.



PILLAR 3 ACTION

Activity 3.1: Action plan to address protection gaps or bottlenecks

Engaged youth will **identify one change** that would strengthen the child protection system and



work on **realistic objectives**

Activity 3.2: Mobilize peer and community support



Inform them about the protection **issue identified** in Activity 3.1 and the chosen **solution** to focus on



Activity 3.3: Implement action plan



Youth, with the **support** of their peers and communities

